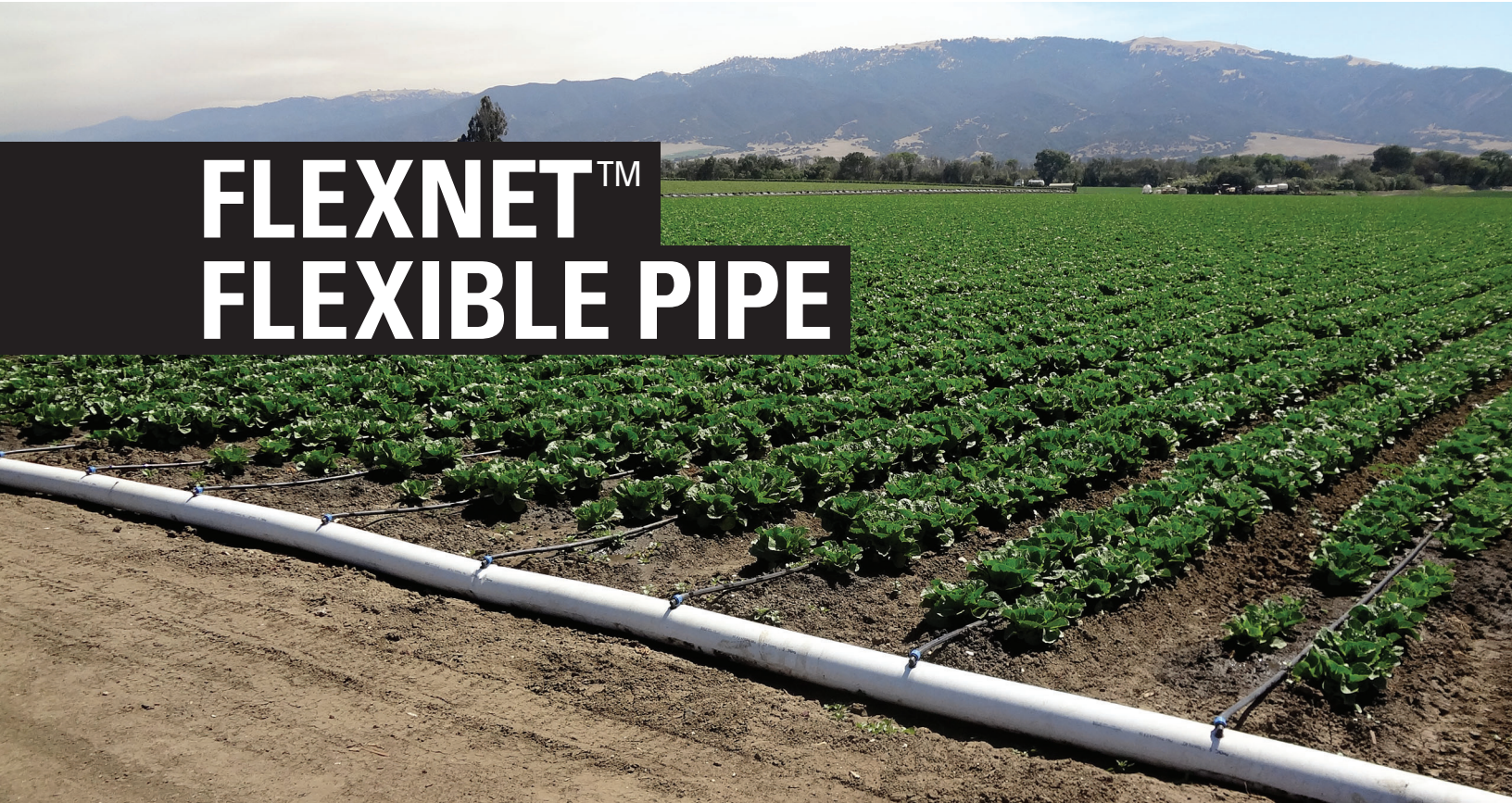



N E T A F I M U S A

# FLEXNET™ FLEXIBLE PIPE



**A REVOLUTIONARY LEAK-PROOF FLEXIBLE  
MAINLINE AND MANIFOLD PIPING  
SOLUTION THAT'S FOLDABLE, MOVABLE  
AND AFFORDABLE**



 **NETAFIM™**  
GROW MORE WITH LESS

# FLEXNET™ FLEXIBLE PIPE

Did you know that better irrigation uniformity means more dollars in your pocket? Don't compromise your irrigation with leaky layflat products. Netafim has the solution - FlexNet - the industry's only leak-proof flexible pipe that ensures the integrity and uniformity of your irrigation system. Manufactured with premium polypropylene, FlexNet is durable enough to withstand the toughest conditions. When compared to a typical layflat installation, a grower can save 20-30% on labor costs. The unique integral welded connectors provide faster layout and retrieval decreasing manpower costs. It's time to increase your bottom line and put more dollars in your pocket.

- **QUICK ASSEMBLY**

Integral welded connectors ensure a secure, leak-proof connection between distribution pipes and laterals (with no teflon or glue required when using Netafim fittings)

- **AGRO-MACHINERY FRIENDLY**

When not pressurized, it's so durable it can be stepped on or driven over

- **LOW EXPANSION RATE**

Pipe lays flat, has zero axial elongation and will not tangle or bend

FlexNet is simple, flexible and light-weight for maximum portability and quicker movement from field to field. It can be used in surface or subsurface applications and requires no specialized tools for installation.



SURFACE INSTALLATION



SUBSURFACE INSTALLATION

## FLEXNET VS. OTHER MAINLINE PIPING OPTIONS

FEATURE	FLEXNET	PE/PVC/ALUM PIPE	LAYFLAT
COLLAPSIBLE	✓	-	✓
WELDED OUTLETS	✓	-	-
LIGHT-WEIGHT	✓	-	-
LONG LIFESPAN	✓	✓	-
CAN BE DRIVEN ON	✓	-	✓
LEAK-PROOF SOLUTION	✓	-	-

## PRODUCT ADVANTAGES

- Proven to reduce the overall material and labor costs of the entire irrigation system since faster layout and retrieval decreases manpower costs.
- Integral welded connectors ensure a secure, leak-proof connection between distribution pipes and laterals while reducing labor time and costs.
- Increases irrigation efficiency by eliminating leaks which waste water and reduce pressure and flow to the plants impacting uniformity and yield.
- Versatile and durable to withstand the most stringent climatic and environmental conditions.
- Offered with a full line of branching and lateral connectors compatible with all Netafim systems.


# FLEXNET™ FLEXIBLE PIPE

## APPLICATIONS

- Agricultural, Horticultural and Mining
- Used for transfer, distribution and manifold pipe
- Subsurface and surface installations
- Use with Thinwall or Heavywall driplines

## SPECIFICATIONS

- Sizes: 2", 3", 4", 6" and 8" (10" by special request)
- Outlet Spacing: 30", 36", 40", 60", 72" or 80" (other spacings by special request)
- Outlets: Integral Welded 1/2" Female Threaded
- Coil Length: 328' (100 meters)
- Black Stripe for Identification
- UV and Chemical Resistant



1/2" FEMALE THREADED INTEGRAL WELDED OUTLET/CONNECTOR

## SPECIFICATIONS

- Maximum Recommended Working Pressure:
 

2" - 36.2 psi	6" - 20 psi
3" - 29 psi	8" - 14.5 psi
4" - 25 psi	
- FlexNet Material: 100% Recyclable Polypropylene

## DRIPLINE CONNECTION

Assembly is quick and easy with installed integral welded outlets (1/2" female threaded) which are located at pre-determined spacings. Each welded outlet ensures a secure, leak-proof connection and accepts a 1/2" male threaded tee or elbow start connector which attaches the Dripline to the FlexNet pipe.



TEE START CONNECTOR THREADS INTO INTEGRAL WELDED OUTLET



DRIPLINE SECURED TO THE TEE START CONNECTOR

# FLEXNET™ ACCESSORIES

## QFLEX RISER

This innovative, kink-resistant and flexible riser provides an ideal solution for connecting thinwall driplines to the submain. It's suitable for on-surface or subsurface applications. One end of the QFlex riser has male threads for connection to FlexNet's 1/2" threaded integral welded connector. The thinwall dripline slips over the other end and is secured with a wire tie. An optional 1/2" male by female threaded elbow connector is also available.

## SPECIFICATIONS

- Polypropylene material
- UV resistant
- Riser length: 24" or 48"
- Maximum Pressure: 43 psi
- Less than 3% elongation at 43 psi

### QFLEX RISER ORDERING INFORMATION

MODEL NUMBER	DESCRIPTION
T875QFLWT050MT24-B	24" RISER 1/2" MPT X .875" TWD WIRE TIE CONNECTION (BOX OF 100)
05FX050STEL	1/2" MPT X 1/2" FMT ELBOW

**NEW!!**





1/2" MPT END CONNECTION FITS IN FLEXNET 1/2" INTEGRAL WELDED CONNECTOR



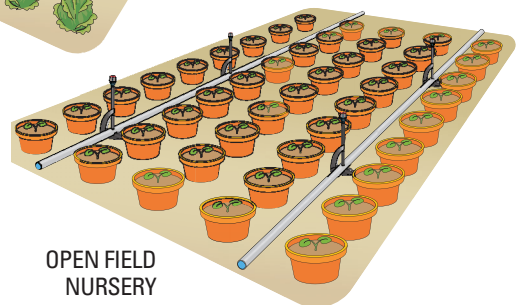
# FLEXNET™ ACCESSORIES

## MEGASTAND™ SPRINKLER STAND

High quality, durable sprinkler stand connects to FlexNet Flexible Pipe. The riser threads into the FlexNet 1/2" integral welded connector for a leak-proof connection. Risers can be combined to increase the sprinkler stand height from 16" to 32" to 48". Three separate pieces make assembly and disassembly quick and easy.



VEGETABLE ROW CROPS



OPEN FIELD NURSERY

### MEGASTAND ORDERING INFORMATION

MODEL NUMBER	DESCRIPTION
MGNBASE	BASE FOR RISER
MGNSUPPORTINGARM	SUPPORTING ARM FOR RISER
MGNRISER-16	RISER 1/2" MPT X 16" *

**NOTE:** ORDER (1) OF EACH ITEM FOR A COMPLETE ASSEMBLY  
 \* RISERS CAN BE COMBINED TO INCREASE THE STAND HEIGHT UP TO (3) FOR 48" TOTAL HEIGHT

**APPLICATION EXAMPLES:**  
 FLEXNET, MEGANET  
 SPRINKLER ON  
 MEGASTAND  
 SPRINKLER STAND

# TECHNICAL & ORDERING INFORMATION

## SPECIFICATIONS, DIMENSIONS & WEIGHT

SIZE	NOMINAL DIAMETER		NOMINAL WALL THICKNESS	HEIGHT	WIDTH	COIL WEIGHT *	
	INSIDE	OUTSIDE				BLANK TUBING	WELDED OUTLETS
2"	2.0"	2.09"	0.030"	3.9"	31"	31 LBS.	33 LBS.
3"	3.1"	3.14"	0.030"	5.6"	31"	44 LBS.	46 LBS.
4"	4.0"	4.10"	0.030"	7.3"	31"	57 LBS.	60 LBS.
6"	6.4"	6.48"	0.030"	10.8"	31"	79 LBS.	82 LBS.
8"	8.2"	8.29"	0.030"	13.2"	31"	106 LBS.	108 LBS.

\* Based on coil length of 328' (100 meters)

## FLEXNET ORDERING INFORMATION

STANDARD OUTLET SPACING	MODEL NUMBERS (COIL LENGTH 328')				
	2" FLEXNET	3" FLEXNET	4" FLEXNET	6" FLEXNET	8" FLEXNET
30"	05FX02PIPE50-30	05FX03PIPE50-30	05FX04PIPE50-30	05FX06PIPE50-30	05FX08PIPE50-30
36"	05FX02PIPE50-36	05FX03PIPE50-36	05FX04PIPE50-36	05FX06PIPE50-36	05FX08PIPE50-36
40"	05FX02PIPE50-40	05FX03PIPE50-40	05FX04PIPE50-40	05FX06PIPE50-40	05FX08PIPE50-40
60"	05FX02PIPE50-60	05FX03PIPE50-60	05FX04PIPE50-60	05FX06PIPE50-60	05FX08PIPE50-60
72"	05FX02PIPE50-72	05FX03PIPE50-72	05FX04PIPE50-72	05FX06PIPE50-72	05FX08PIPE50-72
80"	05FX02PIPE50-80	05FX03PIPE50-80	05FX04PIPE50-80	05FX06PIPE50-80	05FX08PIPE50-80
BLANK	05FX02	05FX03	05FX04	05FX06	05FX08



# ORDERING INFORMATION

## FITTINGS & ACCESSORIES ORDERING INFORMATION

KEY	MODEL NUMBER	DESCRIPTION
1	05FX02CPLRCONN	2" COUPLER CONNECTOR KIT
	05FX03CPLRCONN	3" COUPLER CONNECTOR KIT
	05FX04CPLRCONN	4" COUPLER CONNECTOR KIT
	05FX06XCPLRCONN	6" COUPLER CONNECTOR KIT
	05FX08XCPLRCONN	8" COUPLER CONNECTOR KIT
2	05FX02ENDCAP	2" FXN LINE END CAP
	05FX03ENDCAP	3" FXN LINE END CAP
	05FX04ENDCAP	4" FXN LINE END CAP
3	05PN02MPTXBARB-NPT	2" NPT X 2" BARB KIT FXN MTH
	05PN03MPTXBARB-NPT	3" NPT X 3" BARB KIT FXN MTH
	05PN04MPTXBARB-NPT	4" NPT X 4" BARB KIT FXN MTH
4	05FX02SXBCONN	2" SPIGOT X BARB CONNECTOR KIT
	05FX03SXBCONN	3" SPIGOT X BARB CONNECTOR KIT
	05FX04SXBCONN	4" SPIGOT X BARB CONNECTOR KIT
4a	05FX06SXBCONN	6" SPIGOT X BARB CONNECTOR KIT
	05FX08SXBCONN	8" SPIGOT X BARB CONNECTOR KIT
5	05FX02SEAL	2" RUBBER SEAL
	05FX03SEAL	3" RUBBER SEAL
	05FX04SEAL	4" RUBBER SEAL
	05FX06SEAL	6" RUBBER SEAL
	05FX08SEAL	8" RUBBER SEAL
6	05FX02CLAMP	2" STAINLESS STEEL CLAMP
	05FX03CLAMP	3" STAINLESS STEEL CLAMP
	05FX04CLAMP	4" STAINLESS STEEL CLAMP
	05FX06CLAMP	6" STAINLESS STEEL CLAMP
	05FX08CLAMP	8" STAINLESS STEEL CLAMP
7	05FXPLUG050MPT-B	1/2" MPT SHORT PLUG (BAG 50)
8	AV-COMBO-050	1/2" MINI COMBINATION AIR VENT
9	05FX050MTEX636TL-B	630 TWD TEE CONN TWIST LOCK (BAG 100)
	05FX050MTEX875TL-B	875 TWD TEE CONN TWIST LOCK (BAG 50)
10	05FX050MELX636TL-B	630 TWD ELBOW CONN TIWST LOCK (BAG 100)
	05FX050MELX875TL-B	875 TWD ELBOW CONN TWIST LOCK (BAG 50)
11	05FX050MELX875FR-B	875 TWD ELBOW CONN FAST RING (BAG 100)
	05FX050MTEX875FR-B	875 TWD TEE CONN FAST RING (BAG 100)

TWD = Thinwall Dripline

KEY	MODEL NUMBER	DESCRIPTION
12	05FX050MELX16MM-B	16MM ELBOW CONNECTOR (BAG 50)
	05FX050MELX20MM-B	20MM ELBOW CONNECTOR (BAG 50)
13	05FXNETAFIXKIT	PATCH KIT (PUNCH, 20 PLUGS/WASHERS)
14	05FXNETAFIXPLUGS	PATCH KIT (20 PLUGS/WASHERS)
15	05FX04PXCONPNXLFK	4" TRANSITION COUPLER X LAYFLAT KIT
	05FX06PXCONPNXLFK	6" TRANSITION COUPLER X LAYFLAT KIT
	05FX08PXCONPNXLFK	8" TRANSITION COUPLER X LAYFLAT KIT



1



2



3



4



4a



5



6



7



8



9



11



12



13



14



15

# MAXIMUM MANIFOLD LENGTH CHARTS

TWD = Thinwall Dripline  
EU = Emission Uniformity

2" FLEXNET					
5/8" TWD @ 92% EU, 0% SLOPE					
TWD INLET Q (GPM)		1.46	1.84	2.13	2.50
TWD AVG. Q (GPM/100')		0.22	0.34	0.45	0.67
OUTLET SPACING	Hf	MAXIMUM MANIFOLD LENGTH			
30"	1 PSI	98'	85'	78'	70'
	2 PSI	128'	110'	98'	90'
36"	1 PSI	111'	96'	87'	78'
	2 PSI	141'	123'	111'	99'
40"	1 PSI	120'	103'	93'	83'
	2 PSI	150'	130'	120'	107'
60"	1 PSI	155'	130'	120'	110'
	2 PSI	195'	170'	155'	140'
72"	1 PSI	174'	150'	132'	120'
	2 PSI	222'	192'	174'	156'
80"	1 PSI	187'	160'	147'	127'
	2 PSI	240'	207'	187'	167'

4" FLEXNET					
5/8" TWD @ 92% EU, 0% SLOPE					
TWD INLET Q (GPM)		1.46	1.84	2.13	2.50
TWD AVG. Q (GPM/100')		0.22	0.34	0.45	0.67
OUTLET SPACING	Hf	MAXIMUM MANIFOLD LENGTH			
30"	1 PSI	325'	278'	253'	228'
	2 PSI	415'	355'	323'	290'
36"	1 PSI	363'	315'	282'	255'
	2 PSI	462'	399'	363'	327'
40"	1 PSI	390'	333'	303'	273'
	2 PSI	497'	427'	387'	350'
60"	1 PSI	510'	435'	400'	360'
	2 PSI	650'	555'	505'	455'
72"	1 PSI	570'	492'	450'	402'
	2 PSI	726'	624'	570'	510'
80"	1 PSI	607'	527'	480'	433'
	2 PSI	773'	673'	607'	547'

3" FLEXNET					
5/8" TWD @ 92% EU, 0% SLOPE					
TWD INLET Q (GPM)		1.46	1.84	2.13	2.50
TWD AVG. Q (GPM/100')		0.22	0.34	0.45	0.67
OUTLET SPACING	Hf	MAXIMUM MANIFOLD LENGTH			
30"	1 PSI	203'	175'	158'	143'
	2 PSI	260'	223'	203'	183'
36"	1 PSI	228'	195'	177'	162'
	2 PSI	291'	249'	228'	204'
40"	1 PSI	243'	210'	190'	173'
	2 PSI	313'	270'	243'	220'
60"	1 PSI	315'	275'	250'	225'
	2 PSI	405'	350'	315'	285'
72"	1 PSI	360'	306'	276'	252'
	2 PSI	456'	390'	354'	324'
80"	1 PSI	380'	327'	300'	267'
	2 PSI	487'	420'	380'	347'

6" FLEXNET					
5/8" TWD @ 92% EU, 0% SLOPE					
TWD INLET Q (GPM)		1.46	1.84	2.13	2.50
TWD AVG. Q (GPM/100')		0.22	0.34	0.45	0.67
OUTLET SPACING	Hf	MAXIMUM MANIFOLD LENGTH			
30"	1 PSI	725'	620'	558'	505'
	2 PSI	915'	788'	710'	643'
36"	1 PSI	810'	690'	630'	570'
	2 PSI	1,029'	879'	801'	726'
40"	1 PSI	867'	750'	683'	617'
	2 PSI	1,103'	950'	860'	780'
60"	1 PSI	1,125'	975'	890'	800'
	2 PSI	1,430'	1,225'	1,125'	1,015'
72"	1 PSI	1,260'	1,080'	990'	900'
	2 PSI	1,620'	1,380'	1,260'	1,140'
80"	1 PSI	1,367'	1,167'	1,067'	967'
	2 PSI	1,733'	1,487'	1,347'	1,220'

8" FLEXNET					
5/8" TWD @ 92% EU, 0% SLOPE					
TWD INLET Q (GPM)		1.46	1.84	2.13	2.50
TWD AVG. Q (GPM/100')		0.22	0.34	0.45	0.67
OUTLET SPACING	Hf	MAXIMUM MANIFOLD LENGTH			
30"	1 PSI	1,100'	950'	863'	775'
	2 PSI	1,398'	1,200'	1,093'	988'
36"	1 PSI	1,230'	1,065'	975'	879'
	2 PSI	1,575'	1,350'	1,230'	1,110'
40"	1 PSI	1,333'	1,150'	1,033'	933'
	2 PSI	1,693'	1,450'	1,317'	1,187'
60"	1 PSI	1,725'	1,475'	1,350'	1,225'
	2 PSI	2,200'	1,885'	1,715'	1,550'
72"	1 PSI	1,950'	1,680'	1,530'	1,380'
	2 PSI	2,460'	2,130'	1,938'	1,740'
80"	1 PSI	2,067'	1,800'	1,633'	1,467'
	2 PSI	2,633'	2,267'	2,067'	1,867'

# MAXIMUM MANIFOLD LENGTH CHARTS

TWD = Thinwall Dripline  
EU = Emission Uniformity

2" FLEXNET					
7/8" TWD @ 92% EU, 0% SLOPE					
TWD INLET Q (GPM)		2.74	3.33	3.76	4.47
TWD AVG. Q (GPM/100')		0.22	0.34	0.45	0.67
OUTLET SPACING	Hf	MAXIMUM MANIFOLD LENGTH			
30"	1 PSI	65'	58'	53'	48'
	2 PSI	83'	73'	68'	60'
36"	1 PSI	72'	63'	60'	54'
	2 PSI	93'	81'	75'	66'
40"	1 PSI	80'	70'	63'	57'
	2 PSI	100'	87'	80'	73'
60"	1 PSI	100'	90'	80'	75'
	2 PSI	130'	115'	105'	95'
72"	1 PSI	114'	102'	90'	84'
	2 PSI	144'	126'	120'	108'
80"	1 PSI	120'	107'	100'	87'
	2 PSI	153'	140'	127'	113'

4" FLEXNET					
7/8" TWD @ 92% EU, 0% SLOPE					
TWD INLET Q (GPM)		2.74	3.33	3.76	4.47
TWD AVG. Q (GPM/100')		0.22	0.34	0.45	0.67
OUTLET SPACING	Hf	MAXIMUM MANIFOLD LENGTH			
30"	1 PSI	215'	190'	175'	155'
	2 PSI	273'	243'	223'	198'
36"	1 PSI	240'	210'	195'	174'
	2 PSI	306'	270'	249'	222'
40"	1 PSI	260'	230'	210'	187'
	2 PSI	330'	290'	267'	240'
60"	1 PSI	335'	295'	270'	245'
	2 PSI	430'	375'	350'	310'
72"	1 PSI	378'	330'	306'	276'
	2 PSI	480'	426'	390'	348'
80"	1 PSI	407'	360'	333'	293'
	2 PSI	513'	453'	420'	373'

3" FLEXNET					
7/8" TWD @ 92% EU, 0% SLOPE					
TWD INLET Q (GPM)		2.74	3.33	3.76	4.47
TWD AVG. Q (GPM/100')		0.22	0.34	0.45	0.67
OUTLET SPACING	Hf	MAXIMUM MANIFOLD LENGTH			
30"	1 PSI	135'	118'	110'	98'
	2 PSI	173'	150'	140'	125'
36"	1 PSI	150'	132'	123'	111'
	2 PSI	192'	171'	156'	141'
40"	1 PSI	164'	143'	130'	117'
	2 PSI	207'	183'	167'	150'
60"	1 PSI	210'	185'	170'	150'
	2 PSI	270'	235'	220'	195'
72"	1 PSI	234'	210'	192'	174'
	2 PSI	300'	264'	246'	222'
80"	1 PSI	253'	220'	207'	187'
	2 PSI	327'	287'	260'	233'

6" FLEXNET					
7/8" TWD @ 92% EU, 0% SLOPE					
TWD INLET Q (GPM)		2.74	3.33	3.76	4.47
TWD AVG. Q (GPM/100')		0.22	0.34	0.45	0.67
OUTLET SPACING	Hf	MAXIMUM MANIFOLD LENGTH			
30"	1 PSI	475'	425'	388'	350'
	2 PSI	605'	533'	493'	440'
36"	1 PSI	540'	474'	435'	390'
	2 PSI	684'	603'	555'	498'
40"	1 PSI	573'	510'	467'	417'
	2 PSI	730'	643'	593'	530'
60"	1 PSI	750'	660'	610'	540'
	2 PSI	955'	840'	775'	690'
72"	1 PSI	840'	738'	690'	612'
	2 PSI	1,068'	942'	870'	780'
80"	1 PSI	900'	800'	733'	660'
	2 PSI	1,147'	1,007'	933'	833'

8" FLEXNET					
7/8" TWD @ 92% EU, 0% SLOPE					
TWD INLET Q (GPM)		2.74	3.33	3.76	4.47
TWD AVG. Q (GPM/100')		0.22	0.34	0.45	0.67
OUTLET SPACING	Hf	MAXIMUM MANIFOLD LENGTH			
30"	1 PSI	725'	650'	595'	530'
	2 PSI	925'	820'	758'	675'
36"	1 PSI	825'	720'	675'	600'
	2 PSI	1,050'	924'	855'	762'
40"	1 PSI	833'	783'	717'	640'
	2 PSI	1,123'	987'	913'	813'
60"	1 PSI	1,150'	1,010'	935'	825'
	2 PSI	1,450'	1,285'	1,190'	1,060'
72"	1 PSI	1,290'	1,140'	1,050'	930'
	2 PSI	1,644'	1,440'	1,338'	1,194'
80"	1 PSI	1,380'	1,213'	1,133'	1,007'
	2 PSI	1,753'	1,547'	1,433'	1,280'

# NETAFIM SYSTEM COMPONENTS

To achieve maximum performance and increase the longevity of a FlexNet irrigation system, include Netafim system components such as Filters, Water Meters, Air/Vacuum Relief Air Vents and Valves. Contact Customer Service for ordering information.

## FILTERS

Many factors should be considered when selecting a filter system including: flow rate, quality of incoming and discharged water and the type of dripper - the smaller the flow path, the more critical the required filtration. Netafim offers disc, sand and screen filters to fit all applications.



### APOLLO DISC FILTER

Discs provide depth filtration for high flow water systems



### MANUAL DISC FILTERS

Discs provide depth filtration



### SAND MEDIA

Reliable, corrosion resistant, trouble-free sand media filtration



### SCREEN FILTERS

Durable, reinforced stainless steel screens

## WATER METERS

Reliable and accurate Water Meters are specifically designed for irrigation systems to provide the most accurate and reliable flow readings. Water meters can be the most accurate and easiest method for measuring water flow in the pipelines and improving efficiency. Netafim offers Water Meters with and without straightening vanes and in multiple sizes.



### OCTAVE ULTRASONIC WATER METER

Double beam ultrasonic sensors provide highly accurate flow data



### WST WATER METER

Low wear, long-life impeller shaft and bearings

## VALVES

Manufactured from high quality materials, Netafim offers control valves in nylon, pvc, iron and bronze materials. They provide superior hydraulic performance and are available in multiple sizes and control functions to meet any application.



### IRON VALVES

Straight flow patterns for low friction loss



### NYLON VALVES

Pressure Reducing valve with manual selector



### PVC VALVES

High resistance to corrosive water

## AIR VENTS

Air/Vacuum Relief Air Vents ensure maximum protection of an irrigation system with proper sizing and placement. A properly vented irrigation system will extend the life of the drippers and prevent potential clogging. Netafim offers Air Vents in many styles and sizes.



### VACUUM RELIEF AND CONTINUOUS ACTING

Releases large volumes of air at pump and filter stations and at high elevations in the piping network



### CONTINUOUS ACTING

For high spots where air accumulates



### AIR/VACUUM VENT

For downstream of valves and at manifolds to break vacuum caused by system draining



**NETAFIM USA**  
5470 E. Home Ave.  
Fresno, CA 93727  
CS 888 638 2346  
www.netafimusa.com